


CSci 127: Introduction to Computer Science



hunter.cuny.edu/csci

Announcements



- Apologies, but we are not allowed to have students in the balcony.

Announcements



- Apologies, but we are not allowed to have students in the balcony.
- Lab will be closed Wednesday, 7 March, 4-6:30pm.

Announcements



- Apologies, but we are not allowed to have students in the balcony.
- Lab will be closed Wednesday, 7 March, 4-6:30pm.
- Special Event: OpenData@Hunter

Announcements



- Apologies, but we are not allowed to have students in the balcony.
- Lab will be closed Wednesday, 7 March, 4-6:30pm.
- Special Event: OpenData@Hunter
Wednesday, 7 March, 4:30-6pm, Cafe West.
Free, but reservations required
(<http://www.open-data.nyc>).

Frequently Asked Questions

From lecture slips & recitation sections.

Frequently Asked Questions

From lecture slips & recitation sections.

- Where is the final? When are we taking it?

Frequently Asked Questions

From lecture slips & recitation sections.

- Where is the final? When are we taking it?
Tuesday, 22 May, 9-11am, 118 North.

Frequently Asked Questions

From lecture slips & recitation sections.

- Where is the final? When are we taking it?
Tuesday, 22 May, 9-11am, 118 North.
- Can we do more on colors, images, numpy & matplotlib?

Frequently Asked Questions

From lecture slips & recitation sections.

- Where is the final? When are we taking it?
Tuesday, 22 May, 9-11am, 118 North.
- Can we do more on colors, images, numpy & matplotlib?
Yes, we will in Labs 4, 6-9 & Lectures 6-9.
Today, we'll focus on decisions, and logical expressions & circuits.

Frequently Asked Questions

From lecture slips & recitation sections.

- Where is the final? When are we taking it?
Tuesday, 22 May, 9-11am, 118 North.
- Can we do more on colors, images, numpy & matplotlib?
Yes, we will in Labs 4, 6-9 & Lectures 6-9.
Today, we'll focus on decisions, and logical expressions & circuits.
- What is pseudocode? Why do we use it?

Frequently Asked Questions

From lecture slips & recitation sections.

- Where is the final? When are we taking it?
Tuesday, 22 May, 9-11am, 118 North.
- Can we do more on colors, images, numpy & matplotlib?
Yes, we will in Labs 4, 6-9 & Lectures 6-9.
Today, we'll focus on decisions, and logical expressions & circuits.
- What is pseudocode? Why do we use it?
Pseudocode is the "informal high-level description of the operating principle of a computer program or other algorithm."

Frequently Asked Questions

From lecture slips & recitation sections.

- Where is the final? When are we taking it?
Tuesday, 22 May, 9-11am, 118 North.
- Can we do more on colors, images, numpy & matplotlib?
Yes, we will in Labs 4, 6-9 & Lectures 6-9.
Today, we'll focus on decisions, and logical expressions & circuits.
- What is pseudocode? Why do we use it?
Pseudocode is the "informal high-level description of the operating principle of a computer program or other algorithm."
We use it to write down the ideas, before getting deep into the details.

Frequently Asked Questions

From lecture slips & recitation sections.

- Where is the final? When are we taking it?
Tuesday, 22 May, 9-11am, 118 North.
- Can we do more on colors, images, numpy & matplotlib?
Yes, we will in Labs 4, 6-9 & Lectures 6-9.
Today, we'll focus on decisions, and logical expressions & circuits.
- What is pseudocode? Why do we use it?
Pseudocode is the "informal high-level description of the operating principle of a computer program or other algorithm."
We use it to write down the ideas, before getting deep into the details.
- What was that % symbol? Why is that math?

Frequently Asked Questions

From lecture slips & recitation sections.

- Where is the final? When are we taking it?
Tuesday, 22 May, 9-11am, 118 North.
- Can we do more on colors, images, numpy & matplotlib?
Yes, we will in Labs 4, 6-9 & Lectures 6-9.
Today, we'll focus on decisions, and logical expressions & circuits.
- What is pseudocode? Why do we use it?
Pseudocode is the "informal high-level description of the operating principle of a computer program or other algorithm."
We use it to write down the ideas, before getting deep into the details.
- What was that % symbol? Why is that math?
It's the symbol for remainder (or modulus).

Frequently Asked Questions

From lecture slips & recitation sections.

- Where is the final? When are we taking it?
Tuesday, 22 May, 9-11am, 118 North.
- Can we do more on colors, images, numpy & matplotlib?
*Yes, we will in Labs 4, 6-9 & Lectures 6-9.
Today, we'll focus on decisions, and logical expressions & circuits.*
- What is pseudocode? Why do we use it?
*Pseudocode is the "informal high-level description of the operating principle of a computer program or other algorithm."
We use it to write down the ideas, before getting deep into the details.*
- What was that % symbol? Why is that math?
It's the symbol for remainder (or modulus). Ex: $11 \% 5$ is 1.

Frequently Asked Questions

From lecture slips & recitation sections.

- Where is the final? When are we taking it?
Tuesday, 22 May, 9-11am, 118 North.
- Can we do more on colors, images, numpy & matplotlib?
Yes, we will in Labs 4, 6-9 & Lectures 6-9.
Today, we'll focus on decisions, and logical expressions & circuits.
- What is pseudocode? Why do we use it?
Pseudocode is the "informal high-level description of the operating principle of a computer program or other algorithm."
We use it to write down the ideas, before getting deep into the details.
- What was that % symbol? Why is that math?
It's the symbol for remainder (or modulus). Ex: 11 % 5 is 1.
- What are types of variables?

Frequently Asked Questions

From lecture slips & recitation sections.

- Where is the final? When are we taking it?
Tuesday, 22 May, 9-11am, 118 North.
- Can we do more on colors, images, numpy & matplotlib?
Yes, we will in Labs 4, 6-9 & Lectures 6-9.
Today, we'll focus on decisions, and logical expressions & circuits.
- What is pseudocode? Why do we use it?
Pseudocode is the "informal high-level description of the operating principle of a computer program or other algorithm."
We use it to write down the ideas, before getting deep into the details.
- What was that % symbol? Why is that math?
It's the symbol for remainder (or modulus). Ex: 11 % 5 is 1.
- What are types of variables?
Different kinds of information takes different amounts of space.
Types we have seen so far: int, float, str and objects (e.g. turtles).

Frequently Asked Questions

From lecture slips & recitation sections.

- Where is the final? When are we taking it?
Tuesday, 22 May, 9-11am, 118 North.
- Can we do more on colors, images, numpy & matplotlib?
Yes, we will in Labs 4, 6-9 & Lectures 6-9.
Today, we'll focus on decisions, and logical expressions & circuits.
- What is pseudocode? Why do we use it?
Pseudocode is the "informal high-level description of the operating principle of a computer program or other algorithm."
We use it to write down the ideas, before getting deep into the details.
- What was that % symbol? Why is that math?
It's the symbol for remainder (or modulus). Ex: 11 % 5 is 1.
- What are types of variables?
Different kinds of information takes different amounts of space.
Types we have seen so far: int, float, str and objects (e.g. turtles).
- How can I tell strings from variables?

Frequently Asked Questions

From lecture slips & recitation sections.

- Where is the final? When are we taking it?
Tuesday, 22 May, 9-11am, 118 North.
- Can we do more on colors, images, numpy & matplotlib?
*Yes, we will in Labs 4, 6-9 & Lectures 6-9.
Today, we'll focus on decisions, and logical expressions & circuits.*
- What is pseudocode? Why do we use it?
*Pseudocode is the "informal high-level description of the operating principle of a computer program or other algorithm."
We use it to write down the ideas, before getting deep into the details.*
- What was that % symbol? Why is that math?
It's the symbol for remainder (or modulus). Ex: 11 % 5 is 1.
- What are types of variables?
*Different kinds of information takes different amounts of space.
Types we have seen so far: int, float, str and objects (e.g. turtles).*
- How can I tell strings from variables?
Strings are surrounded by quotes (either single or double).

Frequently Asked Questions

From lecture slips & recitation sections.

- Where is the final? When are we taking it?
Tuesday, 22 May, 9-11am, 118 North.
- Can we do more on colors, images, numpy & matplotlib?
*Yes, we will in Labs 4, 6-9 & Lectures 6-9.
Today, we'll focus on decisions, and logical expressions & circuits.*
- What is pseudocode? Why do we use it?
*Pseudocode is the "informal high-level description of the operating principle of a computer program or other algorithm."
We use it to write down the ideas, before getting deep into the details.*
- What was that % symbol? Why is that math?
It's the symbol for remainder (or modulus). Ex: 11 % 5 is 1.
- What are types of variables?
*Different kinds of information takes different amounts of space.
Types we have seen so far: int, float, str and objects (e.g. turtles).*
- How can I tell strings from variables?
*Strings are surrounded by quotes (either single or double).
Variables names (identifiers) for memory locations are not.*

Frequently Asked Questions

From lecture slips & recitation sections.

- Where is the final? When are we taking it?
Tuesday, 22 May, 9-11am, 118 North.
- Can we do more on colors, images, numpy & matplotlib?
Yes, we will in Labs 4, 6-9 & Lectures 6-9.
Today, we'll focus on decisions, and logical expressions & circuits.
- What is pseudocode? Why do we use it?
Pseudocode is the "informal high-level description of the operating principle of a computer program or other algorithm."
We use it to write down the ideas, before getting deep into the details.
- What was that % symbol? Why is that math?
It's the symbol for remainder (or modulus). Ex: 11 % 5 is 1.
- What are types of variables?
Different kinds of information takes different amounts of space.
Types we have seen so far: int, float, str and objects (e.g. turtles).
- How can I tell strings from variables?
Strings are surrounded by quotes (either single or double).
Variables names (identifiers) for memory locations are not. Ex: 'num' vs. num.

Today's Topics



- Recap: Indexing, Slicing, & Decisions
- Logical Expressions
- Circuits

Lecture Slip: In Pairs or Triples...

Some review:

1

```
motto = "Mihi cura futuri"  
print(motto[2:4])  
print(motto[2:4].upper())
```

2

```
ER = "The future belongs to those who believe in the beauty of their dreams."  
print(ER.upper()[2], ER[13], ER[2], "a", ER[15], ER[14], "r R.")
```

3

```
import turtle  
  
tess = turtle.Turtle()  
myWin = turtle.Screen() #The graphics window  
commands = input("Please enter a command string: ")  
  
for ch in commands:  
    #perform action indicated by the character  
    if ch == 'F': #move forward  
        tess.forward(50)  
    elif ch == 'L': #turn left  
        tess.left(90)  
    elif ch == 'R': #turn right  
        tess.right(90)  
    elif ch == 'A': #lift pen  
        tess.penup()  
    elif ch == 'V': #lower pen  
        tess.pendown()  
    elif ch == 'B': #go backwards  
        tess.backward(50)  
    elif ch == 'r': #turn red  
        tess.color("red")  
    elif ch == 'g': #turn green  
        tess.color("green")  
    elif ch == 'b': #turn blue  
        tess.color("blue")  
    else: #for any other character  
        print("Error: do not know the command:", c)
```


Recap: Indexing & Slicing

```
motto = "Mihi cura futuri"  
print(motto[2:4])  
print(motto[2:4].upper())
```

Recap: Indexing & Slicing

```
motto = "Mihi cura futuri"  
print(motto[2:4])  
print(motto[2:4].upper())
```

M	i	h	i		c	u	r	a		f	u	t	u	r	i
---	---	---	---	--	---	---	---	---	--	---	---	---	---	---	---

Recap: Indexing & Slicing

```
motto = "Mihi cura futuri"  
print(motto[2:4])  
print(motto[2:4].upper())
```

M	i	h	i		c	u	r	a		f	u	t	u	r	i
0	1	2	3	4	5	6	7	8	9	10	11	12	13	14	15

Recap: Indexing & Slicing

```
motto = "Mihi cura futuri"  
print(motto[2:4])  
print(motto[2:4].upper())
```

M	i	h	i		c	u	r	a		f	u	t	u	r	i
0	1	2	3	4	5	6	7	8	9	10	11	12	13	14	15

Recap: Indexing & Slicing

```
motto = "Mihi cura futuri"  
print(motto[2:4])  
print(motto[2:4].upper())
```

M	i	h	i		c	u	r	a		f	u	t	u	r	i
0	1	2	3	4	5	6	7	8	9	10	11	12	13	14	15

Output:

hi

Recap: Indexing & Slicing

```
motto = "Mihi cura futuri"  
print(motto[2:4])  
print(motto[2:4].upper())
```

M	i	h	i		c	u	r	a		f	u	t	u	r	i
0	1	2	3	4	5	6	7	8	9	10	11	12	13	14	15

Output:

hi

HI

Recap: Indexing & Slicing

```
ER = "The future belongs to those who believe in the beauty of their dreams."  
print(ER.upper()[2], ER[13], ER[2], "a", ER[15], ER[14], "r R.")
```

Recap: Indexing & Slicing

```
ER = "The future belongs to those who believe in the beauty of their dreams."  
print(ER.upper()[2], ER[13], ER[2], "a", ER[15], ER[14], "r R.")
```

T	h	e		f	u	t	u	r	e		b	e	l	o	n	g	s
0	1	2	3	4	5	6	7	8	9	10	11	12	13	14	15	16	17

Recap: Indexing & Slicing

```
ER = "The future belongs to those who believe in the beauty of their dreams."  
print(ER.upper()[2], ER[13], ER[2], "a", ER[15], ER[14], "r R.")
```

T	h	e		f	u	t	u	r	e		b	e	l	o	n	g	s
0	1	2	3	4	5	6	7	8	9	10	11	12	13	14	15	16	17

Recap: Indexing & Slicing

```
ER = "The future belongs to those who believe in the beauty of their dreams."  
print(ER.upper()[2], ER[13], ER[2], "a", ER[15], ER[14], "r R.")
```

T	h	e		f	u	t	u	r	e		b	e	I	o	n	g	s
0	1	2	3	4	5	6	7	8	9	10	11	12	13	14	15	16	17

Recap: Indexing & Slicing

```
ER = "The future belongs to those who believe in the beauty of their dreams."  
print(ER.upper()[2], ER[13], ER[2], "a", ER[15], ER[14], "r R.")
```

T	h	e		f	u	t	u	r	e		b	e	l	o	n	g	s
0	1	2	3	4	5	6	7	8	9	10	11	12	13	14	15	16	17

Recap: Indexing & Slicing

```
ER = "The future belongs to those who believe in the beauty of their dreams."  
print(ER.upper()[2], ER[13], ER[2], "a", ER[15], ER[14], "r R.")
```

T	h	e		f	u	t	u	r	e		b	e	l	o	n	g	s
0	1	2	3	4	5	6	7	8	9	10	11	12	13	14	15	16	17

Recap: Indexing & Slicing

```
ER = "The future belongs to those who believe in the beauty of their dreams."  
print(ER.upper()[2], ER[13], ER[2], "a", ER[15], ER[14], "r R.")
```

T	h	e		f	u	t	u	r	e		b	e	l	o	n	g	s
0	1	2	3	4	5	6	7	8	9	10	11	12	13	14	15	16	17

Output:

Recap: Indexing & Slicing

```
ER = "The future belongs to those who believe in the beauty of their dreams."  
print(ER.upper()[2], ER[13], ER[2], "a", ER[15], ER[14], "r R.")
```

T	h	e		f	u	t	u	r	e		b	e	l	o	n	g	s
0	1	2	3	4	5	6	7	8	9	10	11	12	13	14	15	16	17

Output:

E l e a n o r R.

Python Tutor

```
import turtle
tess = turtle.Turtle()
myWin = turtle.Screen() #The graphics window
commands = input("Please enter a command string: ")

for ch in commands:
    #perform action indicated by the character
    if ch == 'F': #move forward
        tess.forward(50)
    elif ch == 'L': #turn left
        tess.left(90)
    elif ch == 'R': #turn right
        tess.right(90)
    elif ch == '^': #lift pen
        tess.penup()
    elif ch == 'v': #lower pen
        tess.pendown()
    elif ch == 'B': #go backwards
        tess.backward(50)
    elif ch == 'r': #turn red
        tess.color("red")
    elif ch == 'g': #turn green
        tess.color("green")
    elif ch == 'b': #turn blue
        tess.color("blue")
    else: #for any other character
        print("Error: do not know the command:", c)
```

(Demo with pythonTutor)

In Pairs or Triples...

Some challenges with types & decisions:

```
#What are the types:
```

```
y1 = 2017
y2 = "2018"
print(type(y1))
print(type("y1"))
print(type(2017))
print(type("2017"))
print(type(y2))
print(type(y1/4.0))
```

```
x = int(y2) - y1
if x < 0:
    print(y2)
else:
    print(y1)
```

```
cents = 432
dollars = cents // 100
change = cents % 100
if dollars > 0:
    print('$'+str(dollars))
if change > 0:
    quarters = change // 25
    pennies = change % 25
    print(quarters, "quarters")
    print("and", pennies, "pennies")
```


Python Tutor

```
#What are the types:
```

```
y1 = 2017
```

```
y2 = "2018"
```

```
print(type(y1))
```

```
print(type("y1"))
```

```
print(type(2017))
```

```
print(type("2017"))
```

```
print(type(y2))
```

```
print(type(y1/4.0))
```

```
x = int(y2) - y1
```

```
if x < 0:
```

```
    print(y2)
```

```
else:
```

```
    print(y1)
```

(Demo with pythonTutor)

Decisions

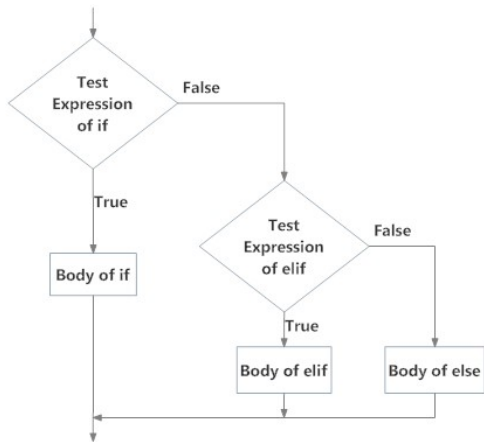
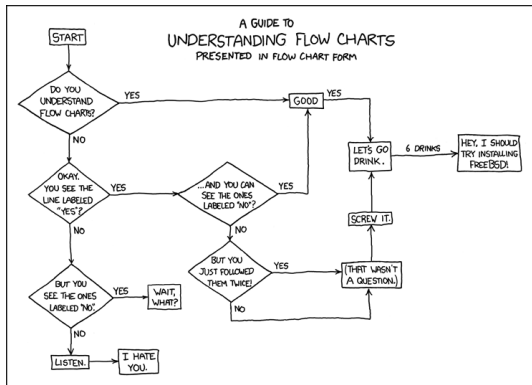


Fig: Operation of if...elif...else statement

(programiz)

Side Note: Reading Flow Charts



(xkcd/518)

In Pairs or Triples

Predict what the code will do:

```
origin = "Indian Ocean"
winds = 100
if (winds > 74):
    print("Major storm, called a ", end="")
    if origin == "Indian Ocean" or origin == "South Pacific":
        print("cyclone.")
    elif origin == "North Pacific":
        print("typhoon.")
    else:
        print("hurricane.")

visibility = 0.2
winds = 40
conditions = "blowing snow"
if (winds > 35) and (visibility < 0.25) and \
    (conditions == "blowing snow" or conditions == "heavy snow"):
    print("Blizzard!")
```

Python Tutor

```
origin = "Indian Ocean"
winds = 100
if (winds > 74):
    print("Major storm, called a ", end="")
    if origin == "Indian Ocean" or origin == "South Pacific":
        print("cyclone.")
    elif origin == "North Pacific":
        print("typhoon.")
    else:
        print("hurricane.")

visibility = 0.2
winds = 40
conditions = "blowing snow"
if (winds > 35) and (visibility < 0.25) and \
    (conditions == "blowing snow" or conditions == "heavy snow"):
    print("Blizzard!")
```

(Demo with pythonTutor)

Logical Operators

and

in1		in2	<i>returns:</i>
False	and	False	False
False	and	True	False
True	and	False	False
True	and	True	True

Logical Operators

and

in1		in2	<i>returns:</i>
False	and	False	False
False	and	True	False
True	and	False	False
True	and	True	True

or

in1		in2	<i>returns:</i>
False	or	False	False
False	or	True	True
True	or	False	True
True	or	True	True

Logical Operators

and

in1		in2	returns:
False	and	False	False
False	and	True	False
True	and	False	False
True	and	True	True

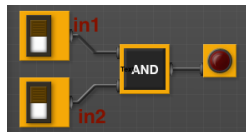
or

in1		in2	returns:
False	or	False	False
False	or	True	True
True	or	False	True
True	or	True	True

not

	in1	returns:
not	False	True
not	True	False

Circuit Demo



(Demo with neuroproductions)

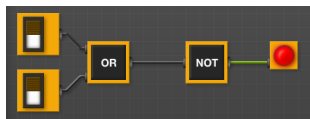
In Pairs or Triples

Predict when these expressions are true:

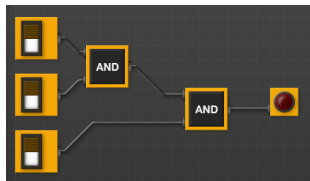
- `in1 or not in1:`



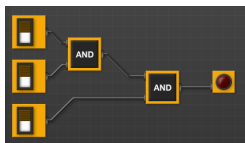
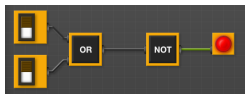
- `not(in1 or in2):`



- `(in1 and in2) and in3:`



Circuit Demo



(Demo with neuroproductions)

Lecture Slip: In Pairs or Triples


From Final Exam, Fall 2017, Version 3:

Name: _____ EmpID: _____ CSci 127 Final, V3, F17

1. (a) What will the following Python code print:

```
flist = "speech,worship,want,fear,fdr"  
freedoms = flist.split(",")  
pres = freedoms[-1]  
print(pres.upper())  
num = flist.count(",")  
print(num, "Freedoms")  
for i in range(0,4):  
    if i < 2:  
        print("\tof", end=" ")  
    else:  
        print("\tfrom", end=" ")  
    print(freedoms[i])
```

Output:



Recap



- On lecture slip, write down a topic you wish we had spent more time (and why).

Recap




- On lecture slip, write down a topic you wish we had spent more time (and why).
- In Python, we introduced:

Recap



- On lecture slip, write down a topic you wish we had spent more time (and why).
- In Python, we introduced:
 - ▶ Decisions
 - ▶ Logical Expressions
 - ▶ Circuits

Lecture Slips & Writing Boards



- Turn in lecture slips & writing boards as you leave...