


# CSci 127: Introduction to Computer Science



[hunter.cuny.edu/csci](http://hunter.cuny.edu/csci)

# Announcements

- Due to internet outages in the North Building, some deadlines have been postponed. See Blackboard for details.



# Announcements



- Due to internet outages in the North Building, some deadlines have been postponed. See Blackboard for details.
- No paper handouts today: We're experimenting today with electronic lecture slips.

# Announcements



- Due to internet outages in the North Building, some deadlines have been postponed. See Blackboard for details.
- No paper handouts today: We're experimenting today with electronic lecture slips.
- We end each lecture with a survey of computing research and tech in NYC.

*Today: Prof. Sakas, computational linguistics.*

# Frequently Asked Questions

From lecture slips & recitation sections.

# Frequently Asked Questions

From lecture slips & recitation sections.

- Where is the final? When are we taking it?

# Frequently Asked Questions

From lecture slips & recitation sections.

- Where is the final? When are we taking it?  
*Wednesday, 20 December, 9-11am, 118 North.*

# Frequently Asked Questions

From lecture slips & recitation sections.

- Where is the final? When are we taking it?  
*Wednesday, 20 December, 9-11am, 118 North.*
- Can we do more on colors, images, numpy & matplotlib?



# Frequently Asked Questions

From lecture slips & recitation sections.

- Where is the final? When are we taking it?  
*Wednesday, 20 December, 9-11am, 118 North.*
- Can we do more on colors, images, numpy & matplotlib?  
*Yes, we will in Labs 4, 6-9 & Lectures 6-9.*  
*Today, we'll focus on decisions, and logical expressions & circuits.*

# Frequently Asked Questions

From lecture slips & recitation sections.

- Where is the final? When are we taking it?  
*Wednesday, 20 December, 9-11am, 118 North.*
- Can we do more on colors, images, numpy & matplotlib?  
*Yes, we will in Labs 4, 6-9 & Lectures 6-9.*  
*Today, we'll focus on decisions, and logical expressions & circuits.*
- What is pseudocode? Why do we use it?

# Frequently Asked Questions

From lecture slips & recitation sections.

- Where is the final? When are we taking it?  
*Wednesday, 20 December, 9-11am, 118 North.*
- Can we do more on colors, images, numpy & matplotlib?  
*Yes, we will in Labs 4, 6-9 & Lectures 6-9.*  
*Today, we'll focus on decisions, and logical expressions & circuits.*
- What is pseudocode? Why do we use it?  
*Pseudocode is the "informal high-level description of the operating principle of a computer program or other algorithm."*

# Frequently Asked Questions

From lecture slips & recitation sections.

- Where is the final? When are we taking it?  
*Wednesday, 20 December, 9-11am, 118 North.*
- Can we do more on colors, images, numpy & matplotlib?  
*Yes, we will in Labs 4, 6-9 & Lectures 6-9.*  
*Today, we'll focus on decisions, and logical expressions & circuits.*
- What is pseudocode? Why do we use it?  
*Pseudocode is the "informal high-level description of the operating principle of a computer program or other algorithm."*  
*We use it to write down the ideas, before getting deep into the details.*

# Frequently Asked Questions

From lecture slips & recitation sections.

- Where is the final? When are we taking it?  
*Wednesday, 20 December, 9-11am, 118 North.*
- Can we do more on colors, images, numpy & matplotlib?  
*Yes, we will in Labs 4, 6-9 & Lectures 6-9.*  
*Today, we'll focus on decisions, and logical expressions & circuits.*
- What is pseudocode? Why do we use it?  
*Pseudocode is the "informal high-level description of the operating principle of a computer program or other algorithm."*  
*We use it to write down the ideas, before getting deep into the details.*
- What was that % symbol? Why is that math?

# Frequently Asked Questions

From lecture slips & recitation sections.

- Where is the final? When are we taking it?  
*Wednesday, 20 December, 9-11am, 118 North.*
- Can we do more on colors, images, numpy & matplotlib?  
*Yes, we will in Labs 4, 6-9 & Lectures 6-9.*  
*Today, we'll focus on decisions, and logical expressions & circuits.*
- What is pseudocode? Why do we use it?  
*Pseudocode is the "informal high-level description of the operating principle of a computer program or other algorithm."*  
*We use it to write down the ideas, before getting deep into the details.*
- What was that % symbol? Why is that math?  
*It's the symbol for remainder (or modulus).*

# Frequently Asked Questions

From lecture slips & recitation sections.

- Where is the final? When are we taking it?  
*Wednesday, 20 December, 9-11am, 118 North.*
- Can we do more on colors, images, numpy & matplotlib?  
*Yes, we will in Labs 4, 6-9 & Lectures 6-9.*  
*Today, we'll focus on decisions, and logical expressions & circuits.*
- What is pseudocode? Why do we use it?  
*Pseudocode is the "informal high-level description of the operating principle of a computer program or other algorithm."*  
*We use it to write down the ideas, before getting deep into the details.*
- What was that % symbol? Why is that math?  
*It's the symbol for remainder (or modulus). Ex: 11 % 5 is 1.*

# Frequently Asked Questions

From lecture slips & recitation sections.

- Where is the final? When are we taking it?  
*Wednesday, 20 December, 9-11am, 118 North.*
- Can we do more on colors, images, numpy & matplotlib?  
*Yes, we will in Labs 4, 6-9 & Lectures 6-9.*  
*Today, we'll focus on decisions, and logical expressions & circuits.*
- What is pseudocode? Why do we use it?  
*Pseudocode is the "informal high-level description of the operating principle of a computer program or other algorithm."*  
*We use it to write down the ideas, before getting deep into the details.*
- What was that % symbol? Why is that math?  
*It's the symbol for remainder (or modulus). Ex: 11 % 5 is 1.*
- What are types of variables?



# Frequently Asked Questions

From lecture slips & recitation sections.

- Where is the final? When are we taking it?  
*Wednesday, 20 December, 9-11am, 118 North.*
- Can we do more on colors, images, numpy & matplotlib?  
*Yes, we will in Labs 4, 6-9 & Lectures 6-9.*  
*Today, we'll focus on decisions, and logical expressions & circuits.*
- What is pseudocode? Why do we use it?  
*Pseudocode is the "informal high-level description of the operating principle of a computer program or other algorithm."*  
*We use it to write down the ideas, before getting deep into the details.*
- What was that % symbol? Why is that math?  
*It's the symbol for remainder (or modulus). Ex: 11 % 5 is 1.*
- What are types of variables?  
*Different kinds of information takes different amounts of space.*  
*Types we have seen so far: int, float, str and objects (e.g. turtles).*

# Frequently Asked Questions

From lecture slips & recitation sections.

- Where is the final? When are we taking it?  
*Wednesday, 20 December, 9-11am, 118 North.*
- Can we do more on colors, images, numpy & matplotlib?  
*Yes, we will in Labs 4, 6-9 & Lectures 6-9.*  
*Today, we'll focus on decisions, and logical expressions & circuits.*
- What is pseudocode? Why do we use it?  
*Pseudocode is the "informal high-level description of the operating principle of a computer program or other algorithm."*  
*We use it to write down the ideas, before getting deep into the details.*
- What was that % symbol? Why is that math?  
*It's the symbol for remainder (or modulus). Ex: 11 % 5 is 1.*
- What are types of variables?  
*Different kinds of information takes different amounts of space.*  
*Types we have seen so far: int, float, str and objects (e.g. turtles).*
- How can I tell strings from variables?

# Frequently Asked Questions

From lecture slips & recitation sections.

- Where is the final? When are we taking it?  
*Wednesday, 20 December, 9-11am, 118 North.*
- Can we do more on colors, images, numpy & matplotlib?  
*Yes, we will in Labs 4, 6-9 & Lectures 6-9.  
Today, we'll focus on decisions, and logical expressions & circuits.*
- What is pseudocode? Why do we use it?  
*Pseudocode is the "informal high-level description of the operating principle of a computer program or other algorithm."  
We use it to write down the ideas, before getting deep into the details.*
- What was that % symbol? Why is that math?  
*It's the symbol for remainder (or modulus). Ex: 11 % 5 is 1.*
- What are types of variables?  
*Different kinds of information takes different amounts of space.  
Types we have seen so far: int, float, str and objects (e.g. turtles).*
- How can I tell strings from variables?  
*Strings are surrounded by quotes (either single or double).*

# Frequently Asked Questions

From lecture slips & recitation sections.

- Where is the final? When are we taking it?  
*Wednesday, 20 December, 9-11am, 118 North.*
- Can we do more on colors, images, numpy & matplotlib?  
*Yes, we will in Labs 4, 6-9 & Lectures 6-9.*  
*Today, we'll focus on decisions, and logical expressions & circuits.*
- What is pseudocode? Why do we use it?  
*Pseudocode is the "informal high-level description of the operating principle of a computer program or other algorithm."*  
*We use it to write down the ideas, before getting deep into the details.*
- What was that % symbol? Why is that math?  
*It's the symbol for remainder (or modulus). Ex: 11 % 5 is 1.*
- What are types of variables?  
*Different kinds of information takes different amounts of space.*  
*Types we have seen so far: int, float, str and objects (e.g. turtles).*
- How can I tell strings from variables?  
*Strings are surrounded by quotes (either single or double).*  
*Variables names (identifiers) for memory locations are not.*

# Frequently Asked Questions

From lecture slips & recitation sections.

- Where is the final? When are we taking it?  
*Wednesday, 20 December, 9-11am, 118 North.*
- Can we do more on colors, images, numpy & matplotlib?  
*Yes, we will in Labs 4, 6-9 & Lectures 6-9.*  
*Today, we'll focus on decisions, and logical expressions & circuits.*
- What is pseudocode? Why do we use it?  
*Pseudocode is the "informal high-level description of the operating principle of a computer program or other algorithm."*  
*We use it to write down the ideas, before getting deep into the details.*
- What was that % symbol? Why is that math?  
*It's the symbol for remainder (or modulus). Ex: 11 % 5 is 1.*
- What are types of variables?  
*Different kinds of information takes different amounts of space.*  
*Types we have seen so far: int, float, str and objects (e.g. turtles).*
- How can I tell strings from variables?  
*Strings are surrounded by quotes (either single or double).*  
*Variables names (identifiers) for memory locations are not. Ex: 'num' vs. num.*

# Today's Topics



- Recap: Indexing, Slicing, & Decisions
- Logical Expressions
- Circuits

# Recap: Indexing & Slicing

```
motto = "Mihi cura futuri"  
print(motto[2:4])  
print(motto[2:4].upper())
```

# Recap: Indexing & Slicing

```
motto = "Mihi cura futuri"  
print(motto[2:4])  
print(motto[2:4].upper())
```

M	i	h	i		c	u	r	a		f	u	t	u	r	i
---	---	---	---	--	---	---	---	---	--	---	---	---	---	---	---



# Recap: Indexing & Slicing

```
motto = "Mihi cura futuri"  
print(motto[2:4])  
print(motto[2:4].upper())
```

M	i	h	i		c	u	r	a		f	u	t	u	r	i
0	1	2	3	4	5	6	7	8	9	10	11	12	13	14	15

# Recap: Indexing & Slicing

```
motto = "Mihi cura futuri"  
print(motto[2:4])  
print(motto[2:4].upper())
```

M	i	<b>h</b>	<b>i</b>		c	u	r	a		f	u	t	u	r	i
0	1	<b>2</b>	<b>3</b>	4	5	6	7	8	9	10	11	12	13	14	15

# Recap: Indexing & Slicing

```
motto = "Mihi cura futuri"  
print(motto[2:4])  
print(motto[2:4].upper())
```

M	i	<b>h</b>	<b>i</b>		c	u	r	a		f	u	t	u	r	i
0	1	<b>2</b>	<b>3</b>	4	5	6	7	8	9	10	11	12	13	14	15

Output:

hi

# Recap: Indexing & Slicing

```
motto = "Mihi cura futuri"  
print(motto[2:4])  
print(motto[2:4].upper())
```

M	i	<b>h</b>	<b>i</b>		c	u	r	a		f	u	t	u	r	i
0	1	<b>2</b>	<b>3</b>	4	5	6	7	8	9	10	11	12	13	14	15

Output:

hi

HI

# Recap: Indexing & Slicing

```
ER = "The future belongs to those who believe in the beauty of their dreams."  
print(ER.upper()[2], ER[13], ER[2], "a", ER[15], ER[14], "r R.")
```

# Recap: Indexing & Slicing

```
ER = "The future belongs to those who believe in the beauty of their dreams."  
print(ER.upper()[2], ER[13], ER[2], "a", ER[15], ER[14], "r R.")
```

T	h	e		f	u	t	u	r	e		b	e	l	o	n	g	s
0	1	2	3	4	5	6	7	8	9	10	11	12	13	14	15	16	17

# Recap: Indexing & Slicing

```
ER = "The future belongs to those who believe in the beauty of their dreams."  
print(ER.upper()[2], ER[13], ER[2], "a", ER[15], ER[14], "r R.")
```

T	h	<b>e</b>		f	u	t	u	r	e		b	e	l	o	n	g	s
0	1	<b>2</b>	3	4	5	6	7	8	9	10	11	12	13	14	15	16	17

# Recap: Indexing & Slicing

```
ER = "The future belongs to those who believe in the beauty of their dreams."  
print(ER.upper()[2], ER[13], ER[2], "a", ER[15], ER[14], "r R.")
```

T	h	<b>e</b>		f	u	t	u	r	e		b	e	<b>l</b>	o	n	g	s
0	1	<b>2</b>	3	4	5	6	7	8	9	10	11	12	<b>13</b>	14	15	16	17



# Recap: Indexing & Slicing

```
ER = "The future belongs to those who believe in the beauty of their dreams."  
print(ER.upper()[2], ER[13], ER[2], "a", ER[15], ER[14], "r R.")
```

T	h	<b>e</b>		f	u	t	u	r	e		b	e	<b>l</b>	o	<b>n</b>	g	s
0	1	<b>2</b>	3	4	5	6	7	8	9	10	11	12	<b>13</b>	14	<b>15</b>	16	17

# Recap: Indexing & Slicing

```
ER = "The future belongs to those who believe in the beauty of their dreams."  
print(ER.upper()[2], ER[13], ER[2], "a", ER[15], ER[14], "r R.")
```

T	h	e		f	u	t	u	r	e		b	e	l	o	n	g	s
0	1	2	3	4	5	6	7	8	9	10	11	12	13	14	15	16	17

# Recap: Indexing & Slicing

```
ER = "The future belongs to those who believe in the beauty of their dreams."  
print(ER.upper()[2], ER[13], ER[2], "a", ER[15], ER[14], "r R.")
```

T	h	<b>e</b>		f	u	t	u	r	e		b	e	<b>l</b>	<b>o</b>	<b>n</b>	g	s
0	1	<b>2</b>	3	4	5	6	7	8	9	10	11	12	<b>13</b>	<b>14</b>	<b>15</b>	16	17

Output:

# Recap: Indexing & Slicing

```
ER = "The future belongs to those who believe in the beauty of their dreams."  
print(ER.upper()[2], ER[13], ER[2], "a", ER[15], ER[14], "r R.")
```

T	h	<b>e</b>		f	u	t	u	r	e		b	e	<b>l</b>	<b>o</b>	<b>n</b>	g	s
0	1	<b>2</b>	3	4	5	6	7	8	9	10	11	12	<b>13</b>	<b>14</b>	<b>15</b>	16	17

Output:

E l e a n o r R.

# In Pairs or Triples...

Let's start with types & decisions:

```
#What are the types:
```

```
y1 = 2017
y2 = "2018"
print(type(y1))
print(type("y1"))
print(type(2017))
print(type("2017"))
print(type(y2))
print(type(y1/4.0))
```

```
x = int(y2) - y1
if x < 0:
    print(y2)
else:
    print(y1)
```

```
cents = 432
dollars = cents // 100
change = cents % 100
if dollars > 0:
    print('$'+str(dollars))
if change > 0:
    quarters = change // 25
    pennies = change % 25
    print(quarters, "quarters")
    print("and", pennies, "pennies")
```

# Python Tutor

```
#What are the types:
```

```
y1 = 2017
```

```
y2 = "2018"
```

```
print(type(y1))
```

```
print(type("y1"))
```

```
print(type(2017))
```

```
print(type("2017"))
```

```
print(type(y2))
```

```
print(type(y1/4.0))
```

```
x = int(y2) - y1
```

```
if x < 0:
```

```
    print(y2)
```

```
else:
```

```
    print(y1)
```

(Demo with pythonTutor)

# Decisions

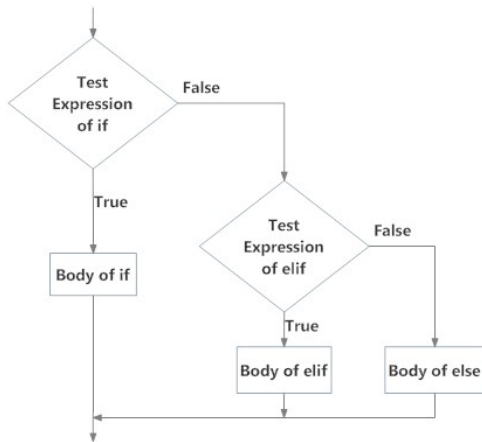
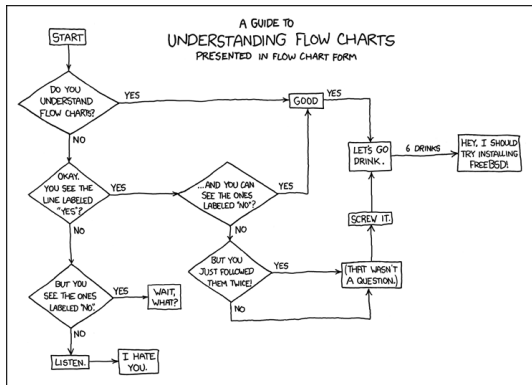


Fig: Operation of if...elif...else statement

(programiz)

# Side Note: Reading Flow Charts



(xkcd/518)



# In Pairs or Triples

*Predict what the code will do:*

```
origin = "Indian Ocean"
winds = 100
if (winds > 74):
    print("Major storm, called a ", end="")
    if origin == "Indian Ocean" or origin == "South Pacific":
        print("cyclone.")
    elif origin == "North Pacific":
        print("typhoon.")
    else:
        print("hurricane.")

visibility = 0.2
winds = 40
conditions = "blowing snow"
if (winds > 35) and (visibility < 0.25) and \
    (conditions == "blowing snow" or conditions == "heavy snow"):
    print("Blizzard!")
```

# Python Tutor

```
origin = "Indian Ocean"
winds = 100
if (winds > 74):
    print("Major storm, called a ", end="")
    if origin == "Indian Ocean" or origin == "South Pacific":
        print("cyclone.")
    elif origin == "North Pacific":
        print("typhoon.")
    else:
        print("hurricane.")

visibility = 0.2
winds = 40
conditions = "blowing snow"
if (winds > 35) and (visibility < 0.25) and \
    (conditions == "blowing snow" or conditions == "heavy snow"):
    print("Blizzard!")
```

(Demo with pythonTutor)

# Logical Operators

## and

in1		in2	<i>returns:</i>
False	and	False	False
False	and	True	False
True	and	False	False
True	and	True	True

# Logical Operators

## and

in1		in2	<i>returns:</i>
False	and	False	False
False	and	True	False
True	and	False	False
True	and	True	True

## or

in1		in2	<i>returns:</i>
False	or	False	False
False	or	True	True
True	or	False	True
True	or	True	True

# Logical Operators

## and

in1		in2	returns:
False	and	False	False
False	and	True	False
True	and	False	False
True	and	True	True

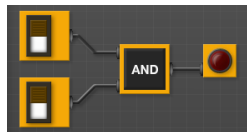
## or

in1		in2	returns:
False	or	False	False
False	or	True	True
True	or	False	True
True	or	True	True

## not

	in1	returns:
not	False	True
not	True	False

# Circuit Demo



(Demo with neuroproductions)

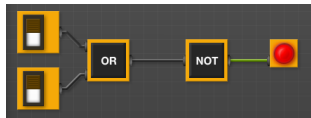
# In Pairs or Triples

*Predict when these expressions are true:*

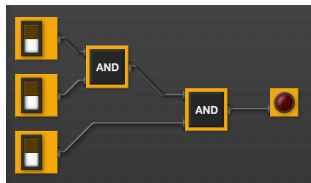
- `in1 or not in1:`



- `not(in1 or in2):`

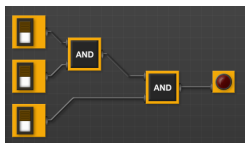
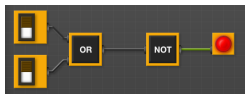


- `(in1 and in2) and in3:`



(If you finish above, try: [tinyurl.com/y81e89kv](http://tinyurl.com/y81e89kv).)

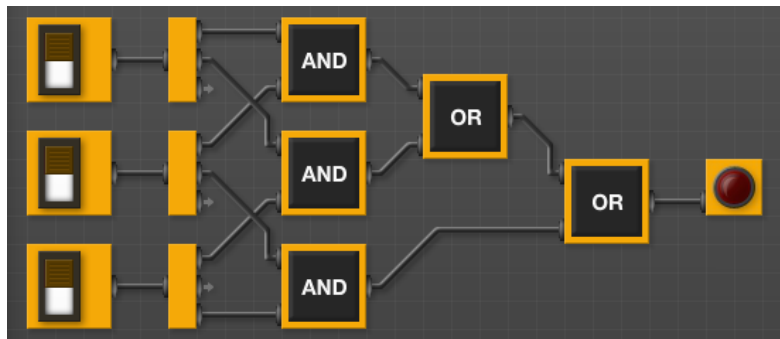
# Circuit Demo



(Demo with neuroproductions)




# Recap



- Decisions
- Logical Expressions
- Circuits

# Lecture Slips



- On-line lecture slips: [tinyurl.com/y81e89kv](https://tinyurl.com/y81e89kv)


# CS Survey Talk

Prof. William Sakas



Department of Computer Science  
Hunter College & the Graduate Center  
Computational Linguistics

# Writing Boards



- Turn in writing boards as you leave...